

Quick start guide

Flexcon M-K/U

Compressor expansion automat with SPC control unit
 Druckhaltung mit SPC Steuerung
 Compressor expansie-automaten met SPC besturing
 Automatiques à compresseur avec SPC

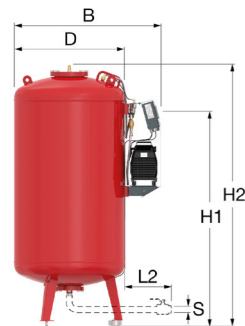
3, 6 & 10 bar



MC00892/v0.11/08-2016

Technical Specifications

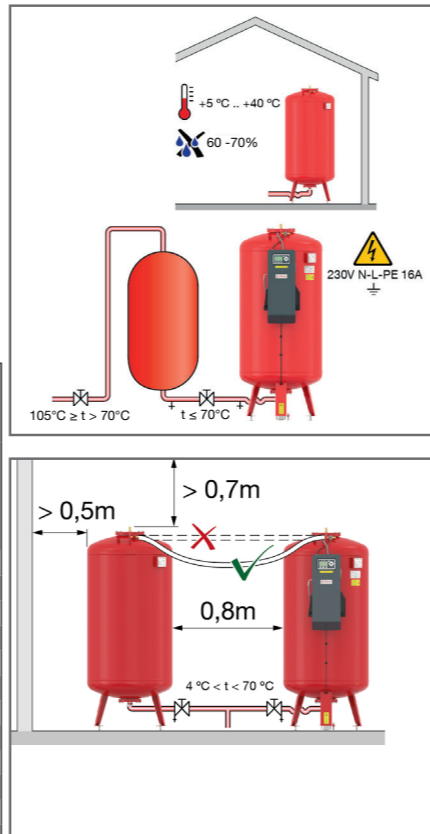
Technische Daten
 Technische specificaties
 Caractéristiques techniques



Flexcon MK/U	[PN/NP]	D [mm]	H1 [mm]	H2 + Flexvent Super (85 mm) [mm]	B [mm]		L2 [mm]	S [inch]	[kg]	
					M-K/U	M-K			+12 - +25	+12 - +25
400	6	10	790	1065	1015	860	225	G 1½	90 - 117 / 166 - 201	
600	6	10	790	1485	1015	860	225	G 1½	105 - 140 / 196 - 241	
800	6	10	790	1585	1015	860	225	G 1½	120 - 165 / 231 - 271	
1000	6	10	790	1585	1015	860	225	G 1½	135 - 190 / 266 - 321	
1200	6	10	1000	1615	1225	100	G 1½		313 - 418 / 326 - 321	
1600	6	10	1000	1615	1225	100	G 1½		368 - 508 / 381 - 521	
2000	6	10	1200	1635	1225	0	G 2		453 - 618 / 466 - 631	
2800	6	10	1200	1635	1225	0	G 2½		538 - 758 / 551 - 771	
3500	6	10	1200	1635	1225	0	G 2½		648 - 938 / 661 - 951	
5000	3	1500	1600	3635	1765	625	Rp 1½		976	
6500	3	1800	1600	3550	2070	475	Rp 1½		1476	
8000	3	1900	1600	3650	2170	425	Rp 1½		1581	
10000	3	2000	1600	4070	2270	375	Rp 1½		1821	

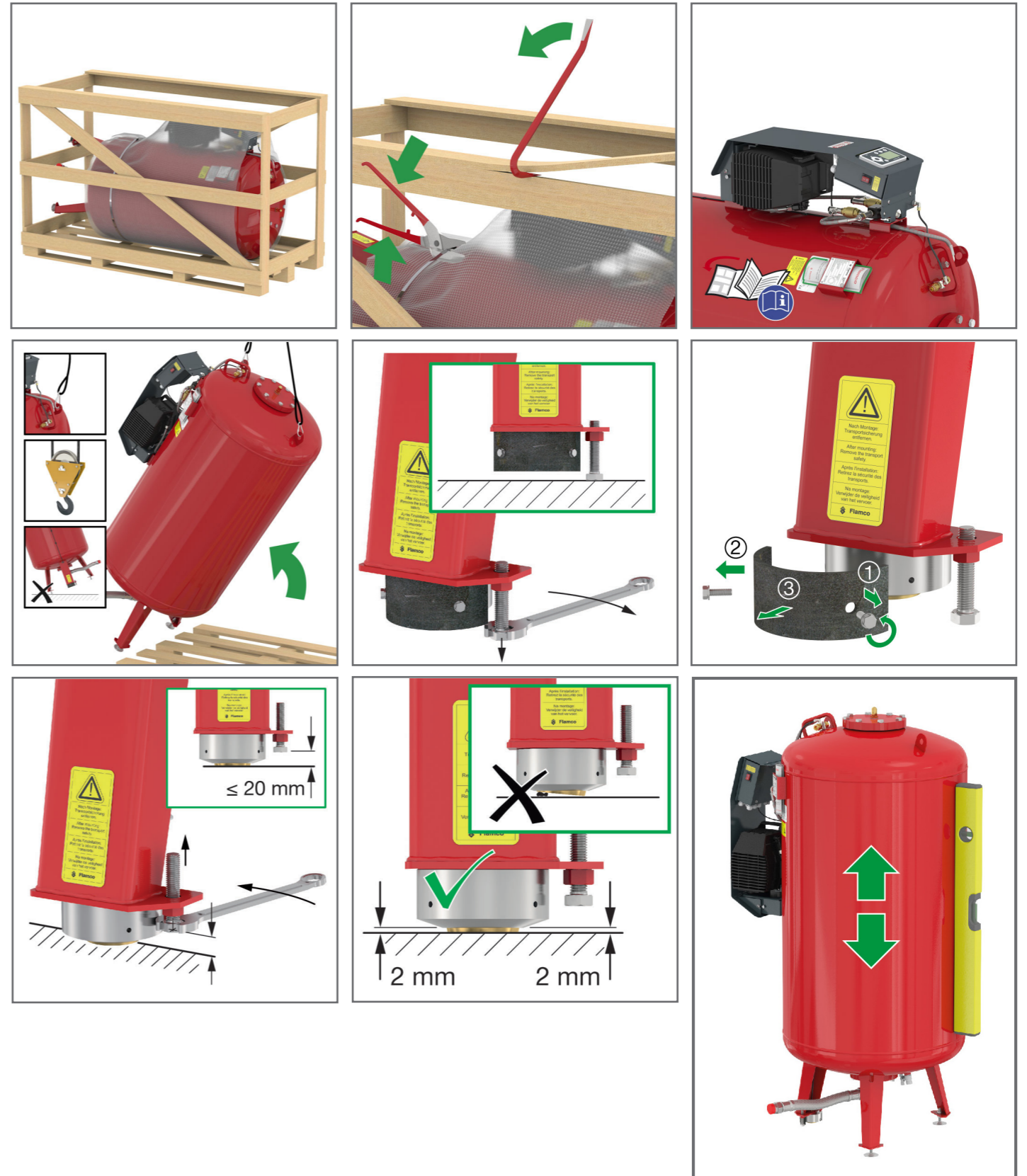
§ 5 + 6

MC00019/11-2010



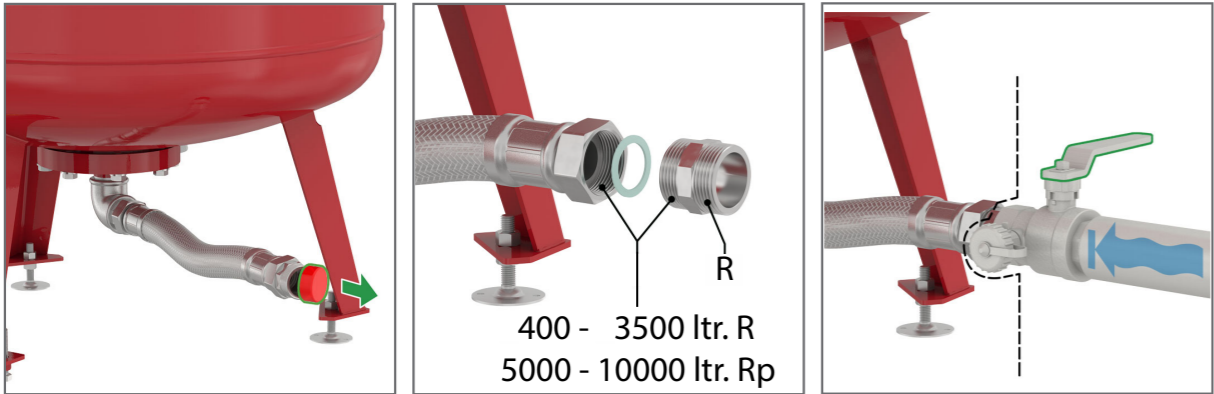
1. Setting up

Aufstellen
 Plaatsen
 Placer



2. Installation

installation
Installatie
Installation



400 - 3500 ltr. R
5000 - 10000 ltr. Rp

3. Electrical installation

Elektroinstallation
Electrische aansluiten
Installation électrique



§ 5 + 6

MC00019/11-2010

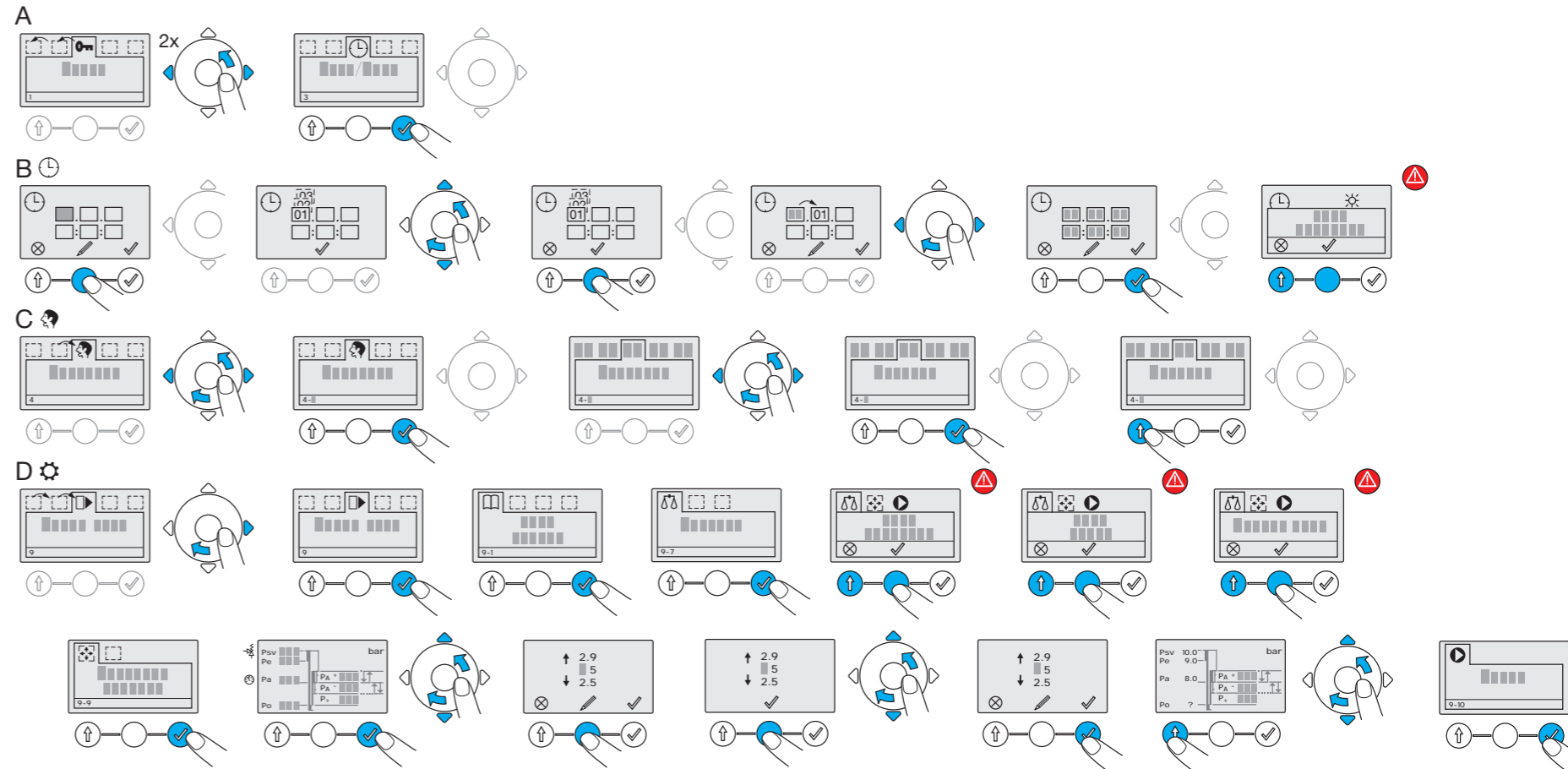


4.

Control unit, working principle, commissioning

Steuerung, Funktionsweise, Inbetriebnahmestart
Besturingseenheid, werkingsprincipe, inbedrijfstelling
L'unité de commande, principe de fonctionnement, la mise en service

§ 7
MC00019/11-2010



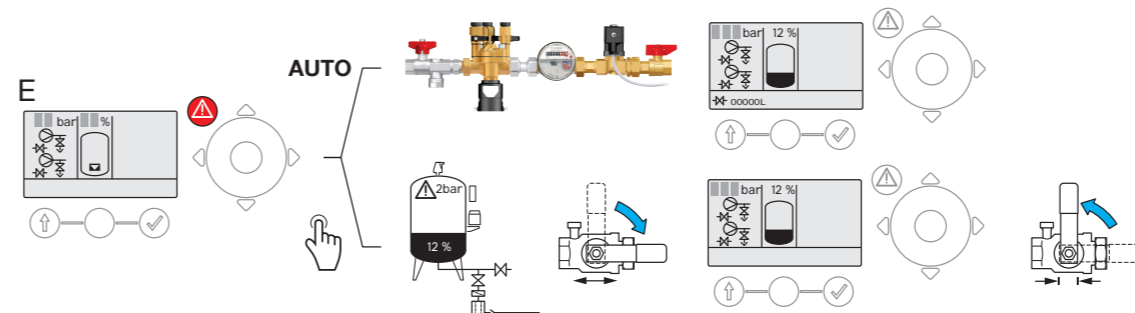
5.

Start-up

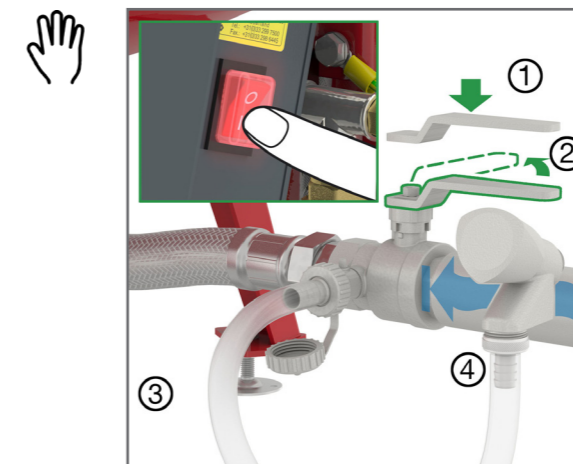
Füllung
Vulling
Remplissage

§ 7

MC00019/ 11-2010



F
AUTO



Switch-off

Abschaltung
Uitschakelen
Arrêt

